


Hitched to any mini-tractor, HS 14 will provide economical and excellent grass maintenance for sports fields, road-sides and parks. Flexible, manoeverable, functional, with or without rollers. Fast-rotating sharp swing-back blades. Stepless height adjustment. Tractor PTO drive (540 rpm) protected by shear bolt torque limiter. Off-settable to the left or right of tractor wheels.



### GRASS CONTROL

Slashing is generally regarded as the most effective way of cutting grass, weeds and undergrowth. Converting a tractor's engine power to the implement's cutting blades with minimum power loss has been perfected and simplified. HOWARD's series of rotaslashers are very economical machines - with shorter payback time than other commercial grass-care equipment.



The ideal cutting height very much depends on the usage of the turf. Only one third of the length of a leaf should be cut off, so as to avoid "shocking" the grass plant's natural balance between root-net and leaf surface area. If the turf is extensively used, it should be allowed to develop strong grass leaves, i.e. cut often, but not too short. HOWARD rotaslashers have swing-back aero-dynamic blades, which lift the grass prior to cutting.

Specification	Working width (cm)	Cutting height (cm)	For tractor (hp)	With Rollers	Weight Kg.
Rotaslasher HS 14/90	90	1-7	15-35	no	170
Rotaslasher HSR 14/90	90	1-7	15-35	yes	200
Rotaslasher HS 14/120	120	1-7	15-35	no	220
Rotaslasher HSR 14/120	120	1-7	15-35	yes	260




The most versatile slasher for general grass and weed control, HS 24 is designed for the medium duty tractor range. Suitable for grass cutting on a continuous basis, thus providing a very short pay-back time for professional contracting jobs.

Blades designed to lift grass prior to cutting.  
Stepless height adjustment.

A6 Universal Driveshaft with shear bolt protection.  
Off-settable to the left or right of tractor wheels.

Cutting of grass with a cylinder/bedknife (reel mower) leaves a neater finish and is recommended on fine turf areas such as golf course greens. But if speed and economic considerations prevail, rotaslashing is superior. Moreover, slashed clippings are thoroughly smashed; decompose faster - adding nutrients to the soil, and should, as a general rule, therefore not be removed.



Specification	Working width (cm)	Cutting height (cm)	For tractor (hp)	With Rollers	Weight Kg.
Rotaslasher HS 24/120	120	1-9	25-45	no	240
Rotaslasher HSR 24/120	120	1-9	25-45	yes	280
Rotaslasher HS 24/150	150	1-9	35-55	no	290
Rotaslasher HSR 24/150	150	1-9	35-55	yes	340



A heavy-duty performer, HS 34 is equally suitable for road-side maintenance as for undergrowth clearing. Fitted with clutch protection, this machine is capable of slashing bushes and small trees. Heavy-duty blades, mounted in hardened journal - swing back if hitting major objects. Universal PTO drive shaft with clutch.



### ROLLERS

Available mounted ex-factory (HSR) or as a separate optional roller/skid kit, HOWARD's rotaslashers with rollers offer additional advantages :

- Totally enclosed cutting chamber, preventing stones, debris, etc. from causing hazards to nearby persons or objects.
- Surface levelling.
- Combined with left and right skids (standard), front and rear rollers ensure a constant cutting height and floating effect. This prevents "scalping" and facilitates neat cutting over kerbs and hollows.

Specification	Working width (cm)	Cutting height (cm)	For tractor (hp)	With Rollers	Weight Kg.
Rotaslasher HS 34/150	150	1-10	55-85	no	370
Rotaslasher HSR 34/150	150	1-10	55-85	yes	430
Rotaslasher HS 34/180	180	1-10	55-85	no	450
Rotaslasher HSR 34/180	180	1-10	55-85	yes	520



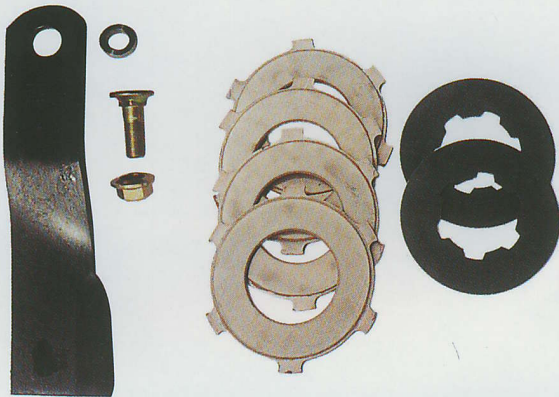
As a general rule, this machine will deal effectively with any jungle undergrowth which a tractor can ride over. HS 44 is also widely used for stubble shaving, ratooning and mulching of fibrous crops such as sugarcane and pineapple. Chain slashing Heads and Disc Stubble Shaver available as optional.

Extra Heavy Duty machine that will continuously and uncompromisingly stand up to the most demanding land clearing tasks. Drive train protected by metal wearing discs and four bronze friction discs.



### TRANSMISSION

All transmission components - PTO driveshaft, gearbox, spindle, beams and blades - are designed to transmit optimum power to perform the intended task, yet to provide protection to tractor and machine from damages caused by shock-loads.



### WARNING

HOWARD's rotaslashers are designed with maximum safety in mind for protection of equipment and surroundings. Yet - such powerful mechanical implements should be handled only by skilled and responsible operators, familiar with the equipment and the detailed Operating Manual supplied with each machine.

Specification	Working width (cm)	Cutting height (cm)	For tractor (hp)	With Rollers	Weight Kg.
Rotaslasher HS 44/150	150	1-10	65+	no	430
Rotaslasher HSR 44/150	150	1-10	65+	yes	500
Rotaslasher HS 44/180	180	1-10	65+	no	530
Rotaslasher HSR 44/180	180	1-10	65+	yes	610