



Kubota Mini Excavator Attachments



Turning your job
into more value



Quick Coupler




Breaker




Mini Crusher



Compactor



Grab • Rib Type



KUBOTA MINI EXCAVATOR ATTACHMENTS

MINI CRUSHER



Mini Crusher
Working weight 230 kg
Applicable carrier weight 2.5 – 3.5 ton
Crushing force (tip) 34 ton

EHC025
230 kg
2.5 – 3.5 ton
34 ton


AUGER



Auger
Digging Depth (without extension) 62 inch
Applicable carrier weight 2.5 – 3.5 ton
Crushing force (tip) 34 ton

30C
62 inch
2.5 – 3.5 ton
34 ton


COMPACTOR



Compactor
Working weight (Adapter mount type) 260 kg
Applicable carrier weight 4 – 6 ton
Impulse force 2.1 ton

EPC05
260 kg
4 – 6 ton
2.1 ton

GRAB



Grab
Operating weight 410 – 411 kg
Oil flow rate 20 – 60 lpm
Pressure 300 bar
Capacity 230 liter

EPG05R (Multi Grab),
EWG05 (Wooden),
ESG05 (Stone)

QUICK COUPLER



Quick coupler
Operation Pressure 30~350 bar
Oil Flow 10~20 lpm
Length 621 mm
Height 322 mm
Mounting width (inlet) 145 mm


RHQ705U1
30~350 bar
10~20 lpm
621 mm
322 mm
145 mm

BREAKER



Breaker
Working weight 152 kg
Required oil flow 25-35 lpm
Operating pressure 100-130 Bar
Blow frequency Low speed mode 550-1,000 Bpm
Height speed mode 550-1,000 Bpm
Impact energy Low speed mode 300 Joule
Height speed mode 700 Joule
Tool shank diameter 50 mm
Applicable carrier weight 1.5 – 4.5 tonne

EHB03 152 kg
EHB05 328 kg
25-35 lpm
35-65 lpm
100-130 Bar
130-170 Bar
550-1,000 Bpm
550-1,000 Bpm
300 Joule
700 Joule
50 mm
68 mm
1.5 – 4.5 tonne
3.5 – 8.0 tonne



• Specification in this catalog are subject to change without prior notice



Sime Kubota Sdn Bhd

(Company No. 7970-H)

1, Jalan Puchong, Taman Perindustrian Puchong Utama,
47100 Puchong, Selangor D.E., Malaysia
Tel: 03-8068 8558 Fax: 03-8068 8555 / 8557
E-mail: kubota@sime-darby.com
www.simekubota.com.my

A member of the  Sime Darby Group

For further details, just call us.

BINTULU BRANCH: Lot 1957, Block 26, Kemena Land District, Tg Kidurong Industrial Estate, Jalan Tanjung Kidurong, P.O. Box 210, 97007 Bintulu, Sarawak.
Tel : 086-254 902
Fax : 086-254 903

JURU BRANCH: No. 966, Jalan Tok Kangar Taman Seri Delima, Simpang Ampat 14100 Juru, Pulau Pinang.
Tel : 04-501 2941
Fax : 04-501 2940

KUANTAN BRANCH: No. 14, Jalan 14/6 Kawasan Industri Ringan Indera Mahkota 25200 Kuantan, Pahang.
Tel : 09-508 3201
Fax : 09-508 3202

KLUANG BRANCH: No. 1, Jalan Gemilang, Pusat Perindustrian Gemilang, 86000 Kluang, Johor.
Tel : 07-772 2513
Fax : 07-772 2531

KOTA KINABALU BRANCH: Mile 5, Tuaran Road Likas, Locked Bag No. 3, 89359 Inanam Kota Kinabalu, Sabah.
Tel : 088-423 009
Fax : 088-426 066

KUCHING BRANCH: 15, Lot 524, Block 36 MTLD (Sub-lot 15), 10 miles Penrissen Road, 93250 Kuching.
Tel : 082-628 421
Fax : 082-628 422

LAHAD DATU BRANCH: MWL 7624, Lot 29 Adika Industrial Centre, Jalan Tengah Nipah, 91100 Lahad Datu, Sabah.
Tel : 089-887 124
Fax : 089-887 164

SANDAKAN BRANCH: 6 Km, Jalan Labuk, P.O. Box 1007, 90711 Sandakan, Sabah.
Tel : 089-217 050
Fax : 089-218 050

SIBU BRANCH: 8 Lorong Then Kung Suk 4 P.O. Box 426, 96007 Sibu, Sarawak.
Tel : 084-211 596
Fax : 084-211 597

TELUK INTAN BRANCH: Ground Floor, No.6, Lorong 1, Taman Perniagaan Seri Intan Jalan Changkat Jong, 36000 Teluk Intan, Perak Darul Ridzuan.
Tel : 05-623 7433
Fax : 05-623 7439

KOTA BHARU BRANCH: Ground Floor, Lot 2942 Taman Sri Kota 2 Pasir Pekan, Wakat Baru 16250 Tumpat Kelantan
Tel : 09-719 0288
Fax : 09-719 0399

ROMPIN BRANCH: No. 7A, Jalan Selesa Jaya 1, Taman Selesa Jaya, 26800 Kuala Rompin, Pahang.
Tel : 09-414 2060
Fax : 09-414 2061